

## 27FB UTILATWIN® Double Laundry Tub Black



**It's ideal for washing pets, dirty shoes, testing science projects or as a plant station...and that's just the start.**

Few would dispute the value of a well-made laundry/utility tub. Since 1960 E.L. Mustee & Sons, Inc. has put more quality-built laundry/utility tubs into American homes than any other brand.

### Features

- High-strength, one-piece molded construction.
- Mustee's proprietary thermoplastic.
- Includes Twin-Drain Waste with stoppers.
- Recessed divider allows water to overflow into second tub.
- Large back shelf with retainer curb.
- 19-Gallon capacity per tub, extra deep 13" tubs with smooth surfaces.
- Connects to standard 1 1/2" P-Trap.
- Accommodates single or dual-handle faucets.
- Floor model includes powder coated metal legs with levelers.
- Easy to assemble and install, black.






Ample shelf



Twin-drain waste

### Code Accepted

- American National Standards Institute (ANSI) – Specification ANSI Z 124-2022 
- International Association of Plumbing and Mechanical Officials (IAPMO)® Listed 
- Warnock Hersey® (Canada) Listed—CSA Standards: #B45.0 and #B45.5; Drain – #B125 

### Specifications

**General:** UTILATWIN® Laundry/Utility Tub Model 27FB as manufactured by E.L. Mustee & Sons, Inc. Shall be one-piece molded construction using thermoplastic with matched metal molds. Complete twin drain assembly, recessed divider wall between tubs and floor mounting hardware. Shall meet ANSI Specification Z 124-2022. Color: Black.

Model	Mount	Length*	Width*
-------	-------	---------	--------

27FB	Floor	24"	40"
------	-------	-----	-----

\*Length (front to back); Width (left to right).

