

# 19 UTILATUB® Laundry Tub






**These workhorses handle the toughest jobs. Ideal for the laundry room, garage and work room for a myriad of clean-up tasks.** The number one choice nationwide, Mustee's sturdy one-piece molded UTILATUB® 19 floor and wall models are made of structural thermoplastic for long-lasting durability.

## Features

- Big 18-gallon capacity and easy-access 13" deep bowl.
- Leak-proof 1 1/2" integral molded drain, stopper included.
- Smooth, white, easy-to-clean surface.
- Easy installation.
- Floor model has powder coated metal legs with levelers.
- Wall mount includes wall bracket with mounting hardware.
- One piece compression molded tub.
- Smooth back ledge to accommodate multiple faucet styles.

## Code Accepted

- American National Standards Institute (ANSI) – Specification ANSI Z 124-2022 
- International Association of Plumbing and Mechanical Officials (IAPMO)® Listed 
- Warnock Hersey® (Canada) Listed—CSA Standards: #B45.0 and #B45.5 

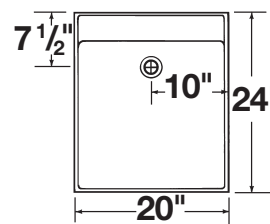
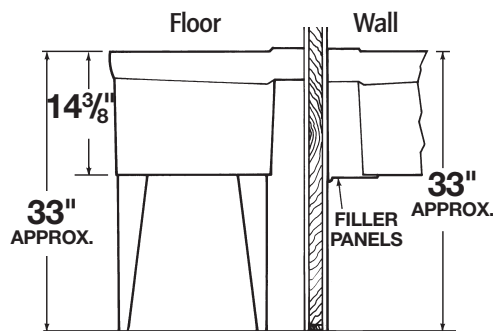
## Specifications

**General:** UTILATUB® Laundry/Utility Tub Model \_\_\_\_\_ (19F or 19W) as manufactured by E.L. Mustee & Sons, Inc. Tub shall be one-piece molded using structural thermoplastic with matched metal molds under pressure. Tub to include integrally molded drain assembly, stopper and floor or wall mounting hardware. Shall meet ANSI Specification Z 124-2022. Color: White.

Model	Mount	Length*	Width*
19F	Floor	24"	20"
19W	Wall	24"	20"

19F	Floor	24"	20"
19W	Wall	24"	20"

\*Length (front to back); Width (left to right).



## Companion Products

### UTILATOP™ Laundry Tub Top Cover – (Ordered Separately)

Durable, molded, white thermoplastic provides extra counter space



### Faucet – (Ordered Separately)

6" swing spout with aerator.  
Model 93.600



### Faucet Block – (Ordered Separately)

Designed for use with overhead water supply.  
Model 20.600

