

18 UTILATUB® Laundry Tub






These workhorses handle the toughest jobs. Ideal for the laundry room, garage and work room for a myriad of clean-up tasks. The number one choice nationwide, Mustee's sturdy one-piece molded UTILATUB® 18 floor and wall models are made with DURASTONE® (a blend of crushed stone and resins) for long-lasting durability.

Features

- Big 18-gallon capacity and easy-access 13" deep bowl.
- Leak-proof 1 1/2" integral molded drain, stopper included.
- Smooth, white, easy-to-clean surface.
- Easy installation.
- Floor model has powder coated metal legs with levelers.
- Wall mount includes wall bracket with mounting hardware.
- One piece compression molded tub.
- Smooth back ledge to accommodate multiple faucet styles.

Code Accepted

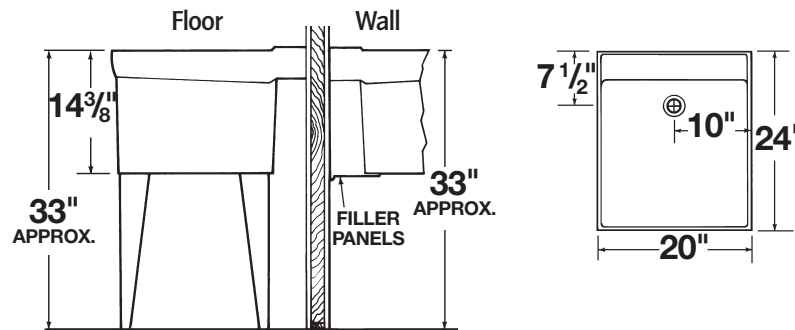
- American National Standards Institute (ANSI) – Specification ANSI Z 124-2022 
- International Association of Plumbing and Mechanical Officials (IAPMO)® Listed 
- Warnock Hersey® (Canada) Listed—CSA Standards: #B45.0 and #B45.5 

Specifications

General: UTILATUB® Laundry/Utility Tub Model _____ (18F or 18W) as manufactured by E.L. Mustee & Sons, Inc. Tub shall be one-piece molded using DURASTONE®, a blend of natural crushed stone and polyester resins, with matched metal molds under extreme heat and pressure. Tub to include integrally molded drain, stopper and floor or wall mounting hardware. Shall meet ANSI Specification Z 124-2022. Color: White.

Model	Mount	Length*	Width*
18F	Floor	24"	20"
18W	Wall	24"	20"

*Length (front to back); Width (left to right).



Companion Products

UTILATOP™ Laundry Tub Top Cover – (Ordered Separately)

Durable, molded, white thermoplastic provides extra counter space



Faucet – (Ordered Separately)

6" swing spout with aerator.
Model 93.600



Faucet Block – (Ordered Separately)

Designed for use with overhead water supply.
Model 20.600

