



MUSTEE

T6032L TOPAZ™ Fiberglass Bathtubs — Premier Left Hand Drain



Design features:

- Precision molded using Mustee's premium VARISTONE® fiberglass
- Fits standard 32" x 60" alcove
- Apron supported by twin molded brackets for extra stability
- A network of bottom and side structural support
- One-piece molded, with matched metal molds for high strength and integral rigidity
- 40° lumbar slope for relaxed reclining while soaking
- 8-1/2" x 15" drain offset
- Fits a wide range of finished wall options...
 - TOPAZ™ and DURAWALL® premium fiberglass bathtub walls
 - DURAWALL® deluxe thermoplastic bathtub walls
 - Tile walls
 - Solid surface walls
- Easy to clean, colorfast white semi-gloss finish

Code Accepted:

TOPAZ™ Fiberglass Bathtubs meet or exceed performance requirements as listed:

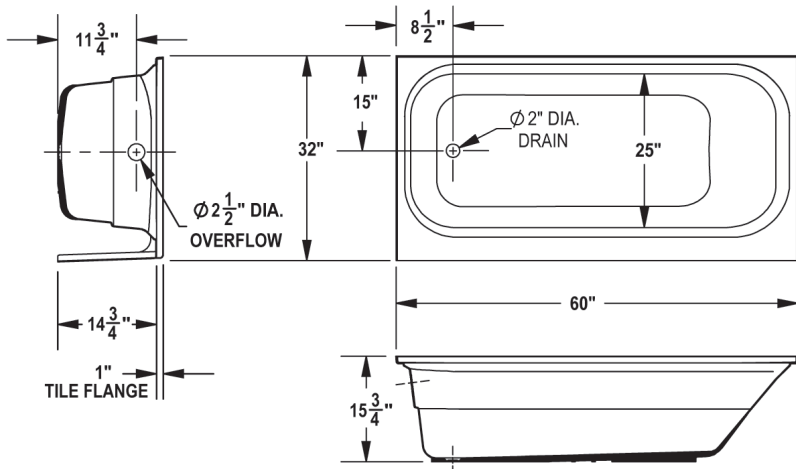
- International Association of Plumbing and Mechanical Officials (IAPMO)® Listed
- American National Standards Institute (ANSI) - Specification ANSI Z 124-2017



Specifications

Model No.	Color	H x W x L	Drain Position	UPC
T6032L	White	15-3/4" x 32" x 60"	LH	6 71031 00543 4

Inside depth: 14-1/4"



General: Furnish and install as shown on plans, TOPAZ® bathtub as manufactured by E.L. Mustee & Sons, Inc. Shall be a fiberglass 32" x 60": right hand or left hand Model _____. Construction shall be molded, reinforced fiberglass using matched metal molds under extreme heat and pressure. Shall meet ANSI Specification Z 124-2017. Color: _____ (White) Weight: 55 lbs. Install in compliance with local codes.



MUSTEE

E.L. Mustee & Sons, Inc. • 5431 West 164th Street • Brook Park, OH 44142 • Phone: 216.267.3100 • Fax: 216.267.9997
 E-mail: info@mustee.com • Web: www.mustee.com • Proudly made in the USA

Notice: Our continuous commitment to product improvement may result in changes to product specifications without notice. Patents pending. Made and Printed in U.S.A.

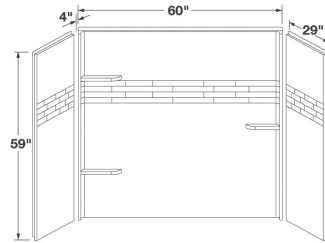


MUSTEE

Premium Fiberglass Bathtub Walls Adhesive & Direct to Studwall Mounted



680 TOPAZ™ PREMIUM FIBERGLASS BATHTUB WALL



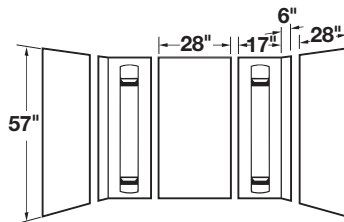
Model **Color**

680-32WHT White

Fits 32" x 60" TOPAZ™ Bathtub



557 DURAWALL®



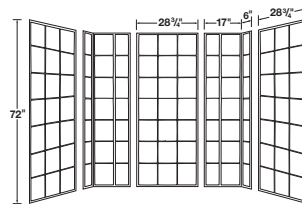
Model **Color**

557WHT White

Fits 30" x 60" and 32" x 60" Bathtubs



572T VARISTONE™



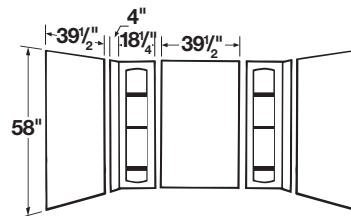
Up to 60" Wide by 34" Deep

Model **Color**

572TWHT White



56 DURAWALL®



Model **Color**

56WHT White

Fit 42" x 72" Bathtub



MUSTEE

E.L. Mustee & Sons, Inc. • 5431 West 164th Street • Brook Park, OH 44142 • Phone: 216.267.3100 • Fax: 216.267.9997
E-mail: info@mustee.com • Web: www.mustee.com • Proudly made in the USA

Notice: Our continuous commitment to product improvement may result in changes to product specifications without notice.
Patents pending. Made and Printed in U.S.A.