

T6032R/L TOPAZ™ Premium Fiberglass Bathtubs



TOPAZ™ premium fiberglass bathtubs bring together classic design, exceptional features, premium construction and legendary E.L. Mustee & Sons quality. These popular 32" x 60" bathtubs feature the latest thinking in bathtub design & construction innovations.



TOPAZ™ Premium bathtubs...it's where your bathroom design takes a dramatic turn toward elegance.

Features

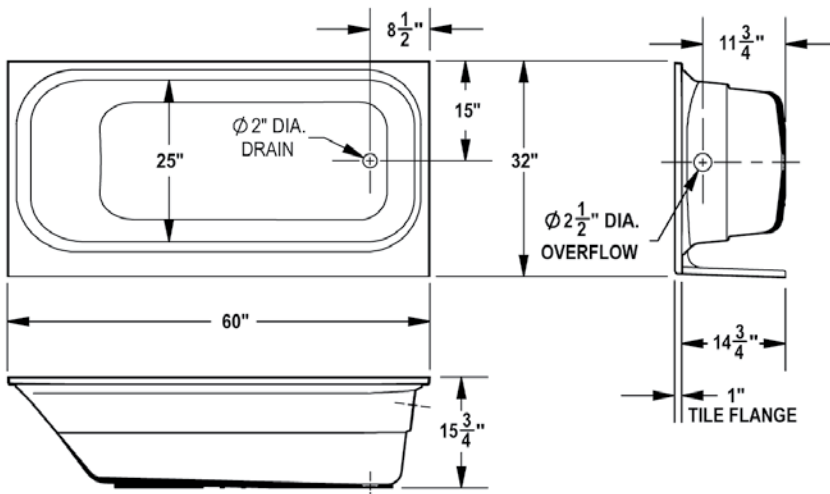
- Precision molded from Mustee's premium fiberglass
- Apron supported by 2 molded brackets
- Structural bottom and sides
- Contoured back with a 40° lumbar slope for comfort
- Finish creates a deep, long lasting shine and scratch-resistant surface
- Slip-resistant bottom
- One piece molded, with matched metal molds
- Fits standard 32" x 60" alcove
- Available right hand & left hand with an 8 1/2" x 15" drain offset
- Suitable for use with all popular finished wall treatments
- Mold & mildew resistant – easy to clean

Code Accepted

TOPAZ™ and DURAWALL™ bathtub walls meet or exceed performance requirements

- American Society of Testing & Materials (ASTM) E-84 
- American National Standards Institute (ANSI) Specification Z 124-2017 
- Inhalation Toxicity Test – to evaluate inhalation health hazard with combustible products
- CAN/ULC S102-07 Burn and Smoke Test

Specifications



Model	Color	Description
T6032L	White	32" x 60" Bathtub, Left hand drain
T6032R	White	32" x 60" Bathtub, Right hand drain

General: Furnish and install as shown on plans, E.L. Mustee & Sons, Inc. TOPAZ™ Fiberglass Bathtub 32" x 60" right or left-handed Model _____. Construction shall be molded, reinforced fiberglass using matched metal molds under extreme heat and pressure. Shall meet ANSI Specification Z 124-2017. Color: White.