

80 & 140 DURASTALL® Shower Stalls

Two Popular Sizes: 32" x 32" and 36" x 36"



Model 80 shown with optional shower door.

Few in-home enhancements are more useful or appreciated than an extra shower. And if that home improvement is on your "to-do" list, then make sure that you check out all that Mustee's popular DURASTALL® free-standing shower stalls have to offer.


DURASTALL® shower stalls will look great no matter where they are installed...from a finished or unfinished basement, to pool side or in that vacation cabin.

So, when you're ready to add the convenience of an extra shower, make the smart money choice and specify DURASTALL® Shower Stalls, exclusively from E.L. Mustee & Sons, Inc.

Features

DURASTALL® includes...

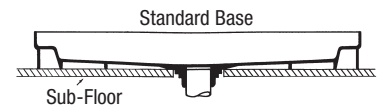
- Slip-resistant floor with drain
- Shower valve and head
- Shower curtain and curtain rod
- Safety railing with molded-in soap dish and shampoo holder
- Knock-down construction makes portability easy and is free-standing when assembled
- Mold & mildew resistant components



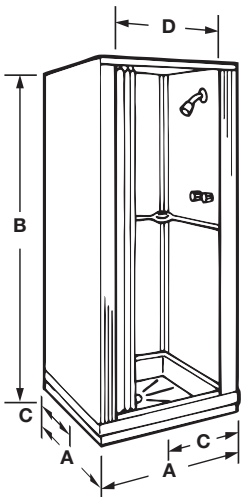
Safety Railing

Standard and extended bases feature:

- **Standard base** includes a PVC drain for direct connection to a 2" (Sch. 40) ABS, PVC or iron DWV pipe



Specifications



Model	Nom. Size	Type Base	A	B	C	D
80	32" x 32"	Standard	32 5/8"	75 3/8"	16 5/16"	24"
140	36" x 36"	Standard	36 5/8"	75 3/8"	18 5/16"	28"

Accessories

Shower Doors – Install to Open from Either Side

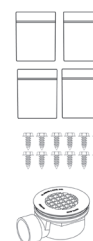
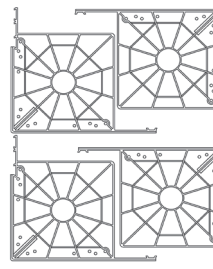
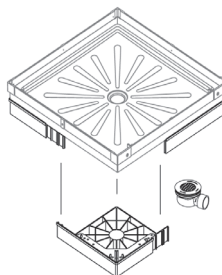
Shower doors are available, featuring aluminum frames with magnetic latch mount to open left or right.

Model	Opening	Height	Fits DURASTALL® Models
GLASS DOOR – obscure, tempered safety glass panel with aluminum frame			
88.700	24"	64"	80
48.700	28"	64"	140

Extended Base Kit – Extension raises the base up 2 3/4"

Add this kit to the bottom of the standard base included in the Mustee Model 80 or 140 DURASTALL® Shower Stall (bought after 6-01-16) to raise the base up by 2 3/4". This will allow you to run a 1 1/2" PVC pipe (not included) from under the shower floor, on top of the sub-floor to an existing drain. The drain can be positioned so the pipe can come out from under the shower floor in one of four directions.

Model	Max. Size	Fits DURASTALL® Models
86.500	36" x 36" x 2 3/4"	80, 140



Kit includes:

- 4 Extension Blocks
- 1 82.400A Drain Kit

General: Furnish and install as shown on plans, free-standing DURASTALL® Shower Stall Model: _____ (80, 140) as manufactured by E.L. Mustee & Sons, Inc. Consists of three, white, high-gloss thermoplastic walls, molded top frame, rigid aluminum front supports, one-piece wrap-around railing with built-in soap dish and container. Skid-resistant floor with drain assembly, shower valve and head, shower curtain and rod, plus assembly hardware.

Placement of valve assembly to be determined by installer.

DURASTALL® patented under one or more of the following patents...3,609,733; 3,751,737 and patents pending.