

95 DURAPAN™ Compact Washing Machine Pan

Durable Structural Thermoplastic · 24½" x 24½" x 2¼"

Great for condos, apartments, and high-rises.



The Mustee 95 DURAPAN™ Washing Machine Pan was designed as a solid washer pan for compact combination and stacked washer/dryers in high rise apartments and condos.

This high strength, impact-resistant molded pan features a 2¼" tall curb with a 1" 90 degree PVC elbow drain fitting for drainage.

Features:

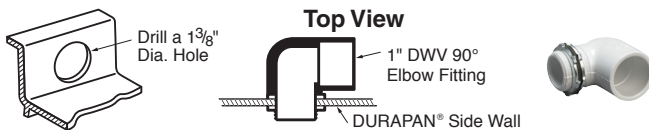
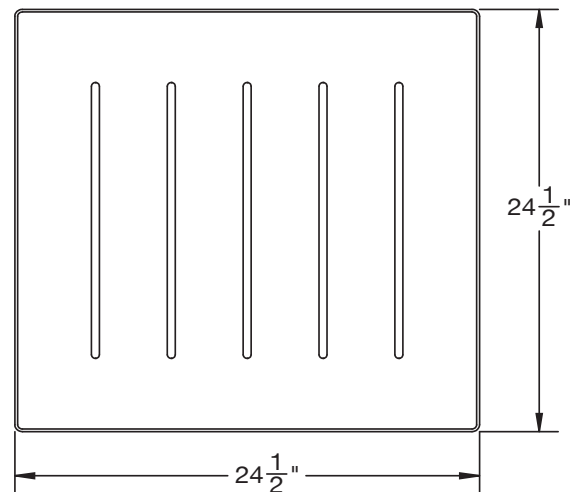
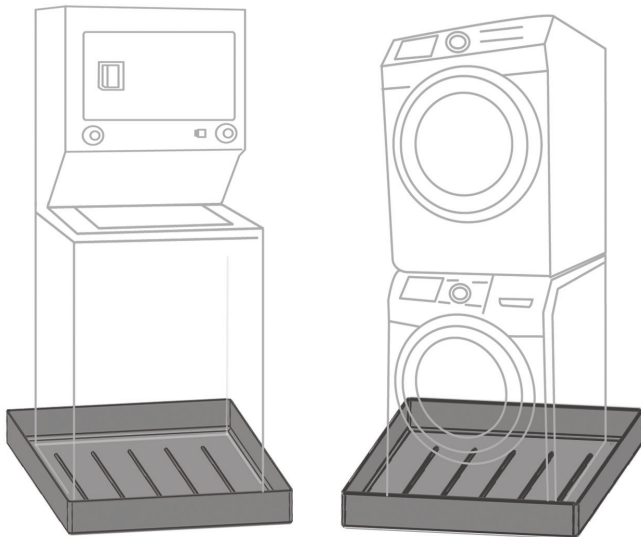
- Protects from water damage.
- Includes 1" 90 degree PVC elbow drain fitting.
- Prevents washer from marring the floor surface.
- Mold/mildew resistant and easy to clean.
- Installs easily.
- Ideal for 2nd/multilevel buildings.

Specifications

Includes a solvent welded 90 degree PVC elbow which can be positioned anywhere on the side of back walls. The elbow connects with 1" PVC pipe (not included) to enable access to remote drain.

Model	Drain Position	Overall LxWxH*	Inside LxWxH*
95	Side/Back Wall	24½" x 24½" x 2¼"	24" x 24" x 2"

*L=Length (left to right); W=Width (front to back); H=Height (from floor surface)



General: Furnish and install as shown on plans DURAPAN™ Washing Machine Pan, Model 95, as manufactured by E. L. Mustee & Sons, Inc. One-piece molded Structural Thermoplastic. Shoulder will be no less than 2¼" high. Shall include drain assembly for connection to 1" 90 degree PVC elbow drain fitting. Color: White.

To reorder, specify ADV-444

Notice: Our continuous commitment to product improvement may result in changes to product specifications without notice. Patented and patents pending. ADI/5-18/NM. Made and Printed in U.S.A.