

# 15 UTILATUB®

## Thermoplastic Laundry Tubs with Built-In Scrub Board






Units shown with optional faucet.

Give homeowners the features they like most in a laundry tub and odds are, they will describe the 15 UTILATUB®. Strong, quality-built and sized to fit in virtually any laundry room.

### Features:

- Mustee's proprietary structural thermoplastic resins and innovative cellular molding process that creates extreme strength & durability
- Built-in scrub board, angled for easy access
- 19-gallon capacity, extra deep 13" tub with smooth surface
- Leakproof, integrally molded-in drain with stopper
- Connects to standard 1½" P-Trap
- Accommodates single or dual-handle faucet with 4" or 8" centers
- Large, self-draining shelf with retainer curb prohibits water run-off
- Floor model includes heavy-gauge steel legs with adjustable levelers
- Wall model includes wall bracket, side supports and hardware for securing to concrete or stud wall
- Mold and mildew-resistant components, color-fast white finish
- Easy to assemble and install

### Code Compliance:

- American National Standards Institute (ANSI) – Specification Z124.6 
- International Association of Plumbing and Mechanical Officials (IAPMO) – Listed file #0635 
- Warnock Hersey (Canada) – CSA #B45.0 and B45.5 

### Design Features



Built-in Scrub Board



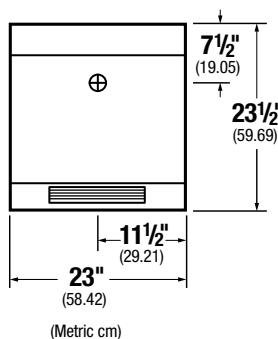
Molded Drain

### Specifications

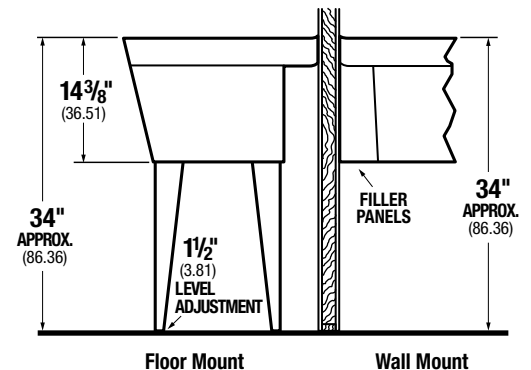
**General:** Furnish and install as shown on plans, UTILATUB® Laundry/Utility Tub Model: \_\_\_\_\_ (15F, 15W), as manufactured by E.L. Mustee & Sons, Inc. Tub shall be one-piece molded construction using structural thermoplastic with matched metal molds under extreme heat and pressure. Tub to include built-in scrub board, integrally molded drain, stopper and floor or wall mounting hardware. Shall meet ANSI Specification Z 124.6. Color: White. 20 lbs., cubic ft. 5.7. Install in compliance with local codes.

Model	Mounting	Model	Mounting
15F	Floor	15W	Wall

Top View



Side View



### Companion Products – ordered separately



**93.600 Faucet** chrome finish, 4" center-set, 6" swing spout with aerator



**20.600 Faucet Block** use with overhead water supply



**27.600C Overflow Tube** guards against overflow

# 17 UTILATUB®




## DURASTONE® Laundry Tubs with Built-In Scrub Board

Give homeowners the features they like most in a laundry tub and odds are, they will describe the 17 UTILATUB®. Strong, quality-built and sized to fit in virtually any laundry room.

### Features:

- Produced with Mustee's proprietary DURASTONE® – combination of fiberglass and crushed stone blended with special resins for extra strength & durability
- Built-in scrub board, angled for easy access
- 19-gallon capacity, extra deep 13" tub with smooth surface
- Leakproof, integrally molded-in drain with stopper
- Connects to standard 1½" P-Trap
- Accommodates dual-handle faucet with 4" centers
- Large, self-draining shelf with retainer curb – includes two molded-in soap rests
- Floor model includes heavy-gauge steel legs with adjustable levelers
- Wall model includes wall bracket, side supports and hardware for securing to concrete or stud wall
- Mold and mildew-resistant components, color-fast marbled white finish
- Easy to assemble and install

### Code Compliance:

- American National Standards Institute (ANSI) – Specification Z124.6 
- International Association of Plumbing and Mechanical Officials (IAPMO®) – Listed file #0820 
- Warnock Hersey (Canada) – CSA #B45.0 and B45.5 



### Design Features



Built-in Scrub Board

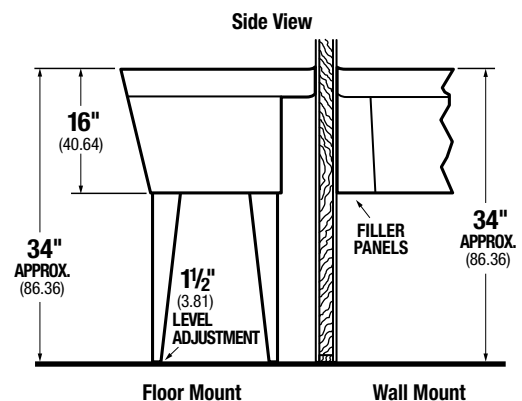
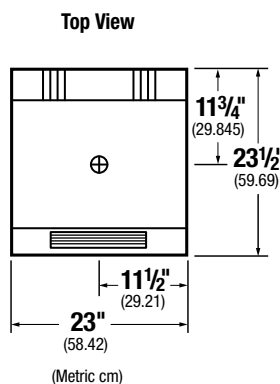


Molded Drain

### Specifications

**General:** Furnish and install as shown on plans, UTILATUB® Laundry/Utility Tub Model: \_\_\_\_\_ (17F, 17W), as manufactured by E.L. Mustee & Sons, Inc. Tub shall be one-piece molded construction using natural crushed stone and polyester resins with matched metal molds under extreme heat and pressure. Tub to include built-in scrub board, integrally molded drain, stopper and floor or wall mounting hardware. Shall meet ANSI Specification Z 124.6. Color: Marbled White. 30 lbs., cubic ft. 5.9. Install in compliance with local codes.

Model	Mounting	Model	Mounting
17F	Floor	17W	Wall



### Companion Products – ordered separately



**93.600 Faucet** chrome finish, 4" center-set, 6" swing spout with aerator



**20.600 Faucet Block** use with overhead water supply



**27.600C Overflow Tube** guards against overflow

To reorder, specify ADV-454

**Notice:** Our continuous commitment to product improvement may result in changes to product specifications without notice. Patented and patents pending. ADI/10-10/NM. Made and Printed in U.S.A.